


SERIES: SJ3-3506X | **DESCRIPTION:** AUDIO JACK

FEATURES

- 3.5 mm audio jack
- through hole
- tray packaging
- multiple switch variations


PART NUMBER KEY

SJ3 - 3506 3 X

Base Number

Switch Options:

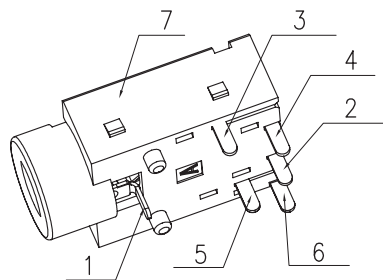
A = no switch
 B = tip switch
 AG = isolated switch
 BG = tip switch & isolated switch

SPECIFICATIONS

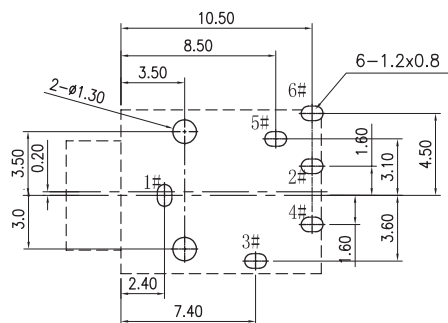
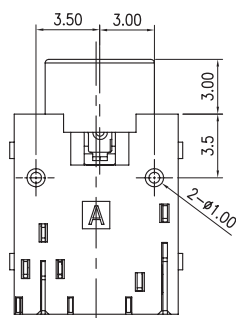
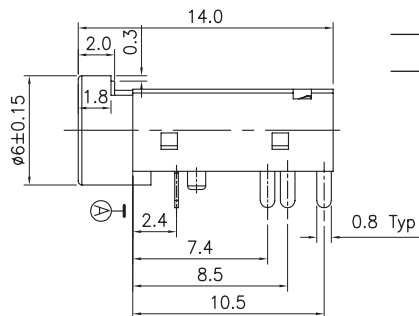
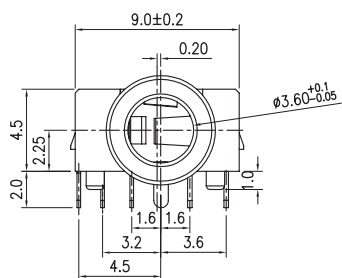
parameter	conditions/description	min	typ	max	units
rated input voltage			12		Vdc
rated input current				1	A
contact resistance				30	mΩ
insulation resistance	at 500 Vdc	100			MΩ
voltage withstand	for 1 minute			500	Vac
insertion/withdrawal force		0.3		3	kg
operating temperature		-25		85	°C
life			5,000		cycles
flammability rating	UL94V-0				
RoHS	yes				

MECHANICAL DRAWING

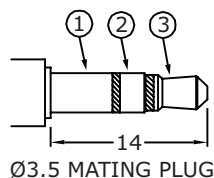
units: mm
 tolerance:
 X.X ±0.30 mm
 X.XX ±0.25 mm
 X.XXX ±0.03 mm
 PCB: ±0.05 mm
 unless otherwise specified



ITEM	DESCRIPTION	MATERIAL	PLATING/COLOR
1	terminal 1	phosphor bronze t=0.20	tin over nickel
2	terminal 2	phosphor bronze t=0.20	tin over nickel
3	terminal 3	phosphor bronze t=0.25	tin over nickel
4	terminal 4	C2680 t=0.20	tin over nickel
5	terminal 5	phosphor bronze t=0.20	tin over nickel
6	terminal 6	phosphor bronze t=0.20	tin over nickel
7	housing	PA9T (UL94V-0)	black



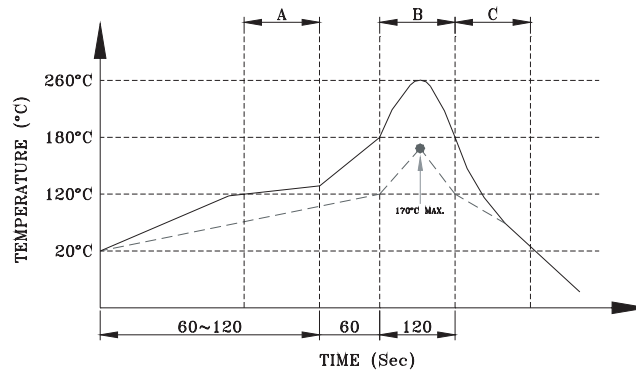
Recommended PCB Layout
Top View



Model No.	SJ3-35063A	SJ3-35063B	SJ3-35063AG	SJ3-35063BG
Schematic				
PIN				
1	sleeve	sleeve	sleeve	sleeve
2	ring	ring	ring	ring
3	tip	tip	tip	tip
4	NP	tip switch	NP	tip switch
5	NP	NP	isolated ring	isolated ring
6	NP	NP	isolated ring switch (N-C)	isolated ring switch (N-C)

SOLDERABILITY

parameter	conditions/description	min	typ	max	units
wave soldering	for max 5 seconds	255	260	265	°C



- A. Preheating
 - B. Soldering
 - C. Cooling
- Pin Temperature
 - - - Component Temperature

REVISION HISTORY

rev.	description	date
1.0	initial release	06/12/2024

The revision history provided is for informational purposes only and is believed to be accurate.



CUI Devices offers a one (1) year limited warranty. Complete warranty information is listed on our website.

CUI Devices reserves the right to make changes to the product at any time without notice. Information provided by CUI Devices is believed to be accurate and reliable. However, no responsibility is assumed by CUI Devices for its use, nor for any infringements of patents or other rights of third parties which may result from its use.

CUI Devices products are not authorized or warranted for use as critical components in equipment that requires an extremely high level of reliability. A critical component is any component of a life support device or system whose failure to perform can be reasonably expected to cause the failure of the life support device or system, or to affect its safety or effectiveness.

cuidevices.com